

# 02 How do I get started with Google Classroom?

*To begin using Google Classroom you will need a logon. This is normally sent to you when you join the school but if you don't have it please contact your teacher and they will send it to you.*

First, decide on the access method that will work best for you. That could be on a laptop computer using a web browser or using the Google Classroom app on a SmartPhone or tablet.

You can download Google Classroom for Android devices [here](#)

Google Classroom for Apple devices can be found [here](#)

To use Google Classroom in a web browser on a computer, go to <https://classroom.google.com>

Once you have installed the app (Or opened a web browser and gone to <https://classroom.google.com> ) you will be asked to Sign In. Use the Steiner School-issued username and password you were given.

Enter the email address you were given and click [Next]

Type in the password you were given and click [Next]. You will then be logged in and presented with your Class List. This list all the classes you have joined or or have been invited to join. For most of us, this will be just one class like this;




If the class has a "Join Class" button on it that means you have been invited to join a class but have not joined it yet. Click on [Join Class] and confirm that you want to join. Once that is completed you have joined the class.

 To do  Calendar

Class 07 (G)

Tom Parker



Due tomorrow



Duolingo

Was ist los mit Dir?

Due Tuesday

English 15.01.21

Revision #4



Created 13 May 2021 22:14:26

Updated 7 January 2022 03:54:42 by Neil Tancock